



PRECISION

Our Precision range includes magnetic bases for mounting precision measuring equipment and magnetic chucks for machining operations. Each offer quick and easy location while maintaining absolute accuracy.

Complete Bases & Stands

- Solid holding of precision measuring equipment
- For use in the measurement, inspection, and positioning of workpieces with dial indicators
- All stands will clamp onto curved and flat surfaces, with the exception of E909 (flat only)



| Product Number | Product Number NA | Base Part Number | Switching Type | Fitment Part Number | Fitment Type | Hold | Hold |
|----------------|-------------------|------------------|----------------|---------------------|---------------------------------|------|------|
| E901 | E901 | E901WF | Push Button | RP991BL | Heavy duty with fine adjustment | 80 | 176 |
| E903CP | E903CP | E900WF | Push Button | RP72CP | Light duty | 30 | 66 |
| E905 | M19713ASS | E905WF (M15885) | Lever | RP995BL | Heavy duty | 80 | 176 |
| E906 | M19712ASS | E905WF (M15885) | Lever | RP991BL | Heavy duty with fine adjustment | 80 | 176 |
| E910 | E910 | E905WF (M15885) | Lever | RP999 | Mechanical one piece | 80 | 176 |
| E909 | E909 | 834 | Non-switchable | RP909FIT | One pillar | 14 | 31 |

Magnetic Bases With Push Button Switch

- Eclipse Magnetics bases can be attached to any ferrous surface to provide a rigid support
- 4 magnetic faces



| Product Number | Length | Height | Width | Hole | Hold |
|----------------|--------|--------|-------|------|------|
| METRIC | mm | mm | mm | | kg |
| E900WF | 48 | 52 | 40 | M8 | 30 |
| E901WF | 64 | 76 | 64 | M8 | 80 |
| IMPERIAL | in | in | in | | lbs |
| E900WF | 1.890 | 2.047 | 1.575 | M8 | 66 |
| E901WF | 2.519 | 3.000 | 2.519 | M8 | 176 |


Magnetic Bases With Toggle Switch

- 3 magnetic faces: Top, Bottom, Back



| Product Number | Product Number NA | Length | Height | Width | Hole | Hold |
|----------------|-------------------|--------|--------|-------|------|------|
| METRIC | | mm | mm | mm | | kg |
| E905WF | M15885 | 65 | 55 | 50 | M8 | 80 |
| E905WF/100 | M19290 | 75 | 55 | 50 | M8 | 100 |
| IMPERIAL | | in | in | in | | lbs |
| E905WF | M15885 | 2.559 | 2.165 | 1.969 | M8 | 176 |
| E905WF/100 | M19290 | 2.953 | 2.165 | 1.969 | M8 | 220 |

Fitment Stands For Bases



| Product Number | Pillar Height | Pillar Diameter | Crossbar Length | Crossbar Diameter | Screw Fixing |
|----------------|---------------|-----------------|-----------------|-------------------|--------------|
| METRIC | mm | mm | mm | mm | |
| RP72CP | 185 | 12.5 | 150 | 6.3 | M8 |
| RP991BL | 175 | 12.0 | 165 | 10.0 | M8 |
| RP995BL | 175 | 12.0 | 165 | 10.0 | M8 |
| IMPERIAL | in | in | in | in | |
| RP72CP | 7.28 | 0.492 | 5.90 | 0.250 | M8 |
| RP991BL | 6.89 | 0.472 | 6.50 | 0.394 | M8 |
| RP995BL | 6.89 | 0.472 | 6.50 | 0.394 | M8 |

| Product Number | Maximum Extension Height | Screw Fixing |
|----------------|--------------------------|--------------|
| METRIC | mm | |
| RP999 | 295 | M8 |
| IMPERIAL | in | |
| RP999 | 11.6 | M8 |

Premier Range chucks provide precision performance and durability

Eclipse Magnetics invented the first permanent magnet chuck in 1934 and we continue to set the benchmark for quality workholding with today's Premier Range.

Rectangular

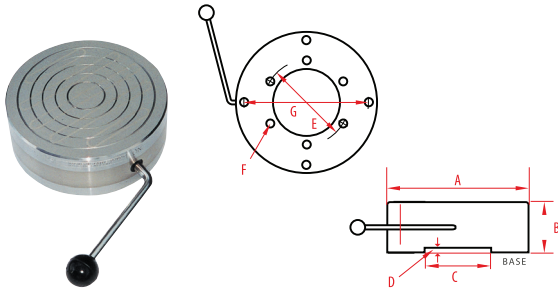
- Unique top plate concentrates magnetic energy on to the chuck face
- The all-metal top plate is extra thick to ensure accuracy after frequent re-grinding
- Chrome plated side and end stops for packing and positioning
- The chucks can be partially magnetized to allow part positioning
- Removable, ergonomically designed handles allow easy switching



| Product Number | Length | Height | Width | Pole Pitch | Weight |
|----------------|--------|--------|-------|------------|--------|
| METRIC | | | | | |
| AX47/P | 203 | 42 | 127 | 17.6 | 8.2 |
| AX510/P | 276 | 53 | 129 | 35.0 | 16.0 |
| AXS612/P | 322 | 63 | 151 | 32.0 | 22.0 |
| AXS614/P | 360 | 63 | 151 | 32.0 | 22.0 |
| AXS618/P | 451 | 63 | 151 | 32.0 | 36.0 |
| AXM824/P | 601 | 63 | 201 | 35.0 | 56.0 |
| IMPERIAL | | | | | |
| AX47/P | 7.99 | 1.65 | 5.00 | 17.6 | 18.1 |
| AX510/P | 10.87 | 2.09 | 5.08 | 35.0 | 35.3 |
| AXS612/P | 12.68 | 2.48 | 5.95 | 32.0 | 48.5 |
| AXS614/P | 14.17 | 2.48 | 5.95 | 32.0 | 48.5 |
| AXS618/P | 17.76 | 2.48 | 5.95 | 32.0 | 79.4 |
| AXM824/P | 24.53 | 2.48 | 7.91 | 35.0 | 101.4 |

Circular

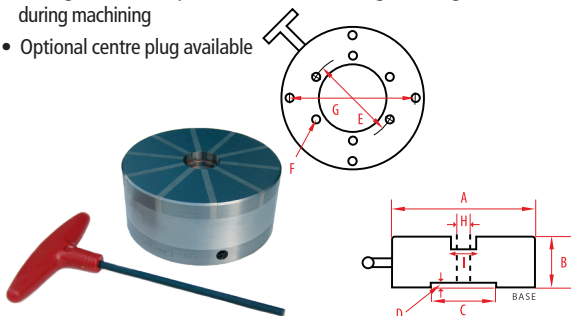
- Unique top plate concentrates magnetic energy on to the chuck face
- The chucks can be partially magnetized to aid the correct positioning of the workpiece
- Grooved rings in the top plate assist in visual positioning to aid quick changeover
- Excellent for holding thin ring-shaped components that can be subject to radial distortion



| Product Number | A | B | C | D | E | F | G | Weight |
|----------------|-------|------|------|------|------|-----|-------|--------|
| METRIC | | | | | | | | |
| AX475C/P | 121 | 45 | 51 | 6.5 | 76 | M6 | 102 | 4 |
| AX651C/P | 165 | 60 | 76 | 6.5 | 102 | M10 | 140 | 10 |
| AX91C/P | 229 | 60 | 86 | 6.5 | 114 | M10 | 191 | 20 |
| AX12C/P | 305 | 72 | 152 | 5.0 | 184 | M12 | 254 | 46 |
| IMPERIAL | | | | | | | | |
| AX475C/P | 4.75 | 1.77 | 2.00 | 0.26 | 3.00 | M6 | 4.02 | 8.8 |
| AX651C/P | 6.50 | 2.36 | 3.00 | 0.26 | 4.00 | M10 | 5.51 | 22.0 |
| AX91C/P | 9.00 | 2.00 | 3.39 | 0.26 | 4.50 | M10 | 7.52 | 44.1 |
| AX12C/P | 12.00 | 2.83 | 5.98 | 0.19 | 7.25 | M12 | 10.00 | 101.4 |

Radial Pole

- Dynamically balanced to enable use at high RPM
- All metal top plate and a rugged industrial build ensures accuracy and longevity
- Through-bored (except NRC100C) allows through-flushing of coolant during machining
- Optional centre plug available



| Product Number | A | B | C | D | E | F | G | H | I | No. Of Poles | Weight |
|----------------|-------|------|------|------|------|-----|-------|------|------|--------------|--------|
| METRIC | | | | | | | | | | | |
| NR100C | 100 | 48 | 51 | 6 | N/A | M6 | 76 | N/A | N/A | 6 | 3.1 |
| NR150C | 150 | 69 | 76 | 4 | N/A | M10 | 102 | 32 | 36 | 10 | 8.8 |
| NR225C | 225 | 71 | 86 | 5 | 114 | M10 | 191 | 50 | 54 | 14 | 18.5 |
| NR300C | 300 | 71 | 152 | 5 | 184 | M12 | 254 | 62 | 66 | 18 | 40.0 |
| IMPERIAL | | | | | | | | | | | |
| NR100C | 3.94 | 1.89 | 2.00 | 0.24 | N/A | M6 | 3.00 | N/A | N/A | 6 | 6.8 |
| NR150C | 5.90 | 2.72 | 3.00 | 0.16 | N/A | M10 | 4.02 | 1.42 | 1.42 | 10 | 19.4 |
| NR225C | 8.86 | 2.80 | 3.38 | 0.19 | 4.48 | M10 | 7.52 | 2.13 | 2.13 | 14 | 40.8 |
| NR300C | 11.81 | 2.80 | 5.98 | 0.32 | 7.24 | M12 | 10.00 | 2.60 | 2.60 | 18 | 88.2 |

Standard Range chucks provide high performance at a competitive price

- Brass and steel top plates
- All chucks are supplied with side and end stops, and with clamps
- Removable hexagon key handles ensure ease of operation through a 180 degree arc
- Clamping force: 80N/cm²


Standard Pole

Pole Spacing: 4.0mm/0.157" steel - 2.0mm/0.079" brass
Effectively clamps all workpiece thicknesses down to 3mm/0.188"

Fine Pole


Pole Spacing: 1.5mm/0.060" steel - 0.5mm/0.020" brass
Ideal for small workpieces less than 3mm/0.188" in height

Rectangular



| Product Number | | Length | Width | Height | Weight |
|----------------|----------|--------|-------|--------|--------|
| Standard | Fine | | | | |
| METRIC | | mm | mm | mm | kg |
| | ERFP1018 | 180 | 100 | 50 | 9.5 |
| | ERFP1530 | 300 | 150 | 50 | 20.5 |
| | ERFP1535 | 350 | 150 | 50 | 23.5 |
| ERSP1545 | | 450 | 150 | 50 | 30.0 |
| IMPERIAL | | in | in | in | lbs |
| | ERFP1018 | 7.09 | 3.94 | 1.96 | 20.9 |
| | ERFP1530 | 11.81 | 5.90 | 1.96 | 45.2 |
| | ERFP1535 | 13.78 | 5.90 | 1.96 | 51.8 |

Circular



| Product Number | | A | B | C | D | E | F | G | Weight |
|----------------|---------|-------|------|------|------|-------|-----|-------|--------|
| Standard | Fine | | | | | | | | |
| METRIC | | mm | mm | mm | mm | mm | mm | mm | kg |
| ECSP100 | ECFP100 | 100 | 50 | 50.8 | 6.35 | 76.2 | M6 | N/A | 6.0 |
| ECSP125 | ECFP125 | 125 | 50 | 50.8 | 6.35 | 76.2 | M6 | 101.6 | 9.4 |
| | ECFP160 | 160 | 50 | 76.2 | 6.35 | 101.6 | M10 | 139.7 | 13.5 |
| ECSP255 | ECFP255 | 255 | 50 | 85.7 | 6.35 | 114.3 | M10 | 190.5 | 22.5 |
| IMPERIAL | | in | in | in | in | in | in | in | lbs |
| ECSP100 | ECFP100 | 3.94 | 1.96 | 2.00 | 0.25 | 3.00 | M6 | N/A | 13.2 |
| ECSP125 | ECFP125 | 4.92 | 1.96 | 2.00 | 0.25 | 3.00 | M6 | 4.00 | 20.7 |
| | ECFP160 | 6.30 | 1.96 | 3.00 | 0.25 | 4.00 | M10 | 5.50 | 29.8 |
| ECSP255 | ECFP255 | 10.00 | 1.96 | 3.37 | 0.25 | 4.50 | M10 | 7.50 | 49.6 |

